



CDW Documentation

Offboarding Jenkins Application from Affirm

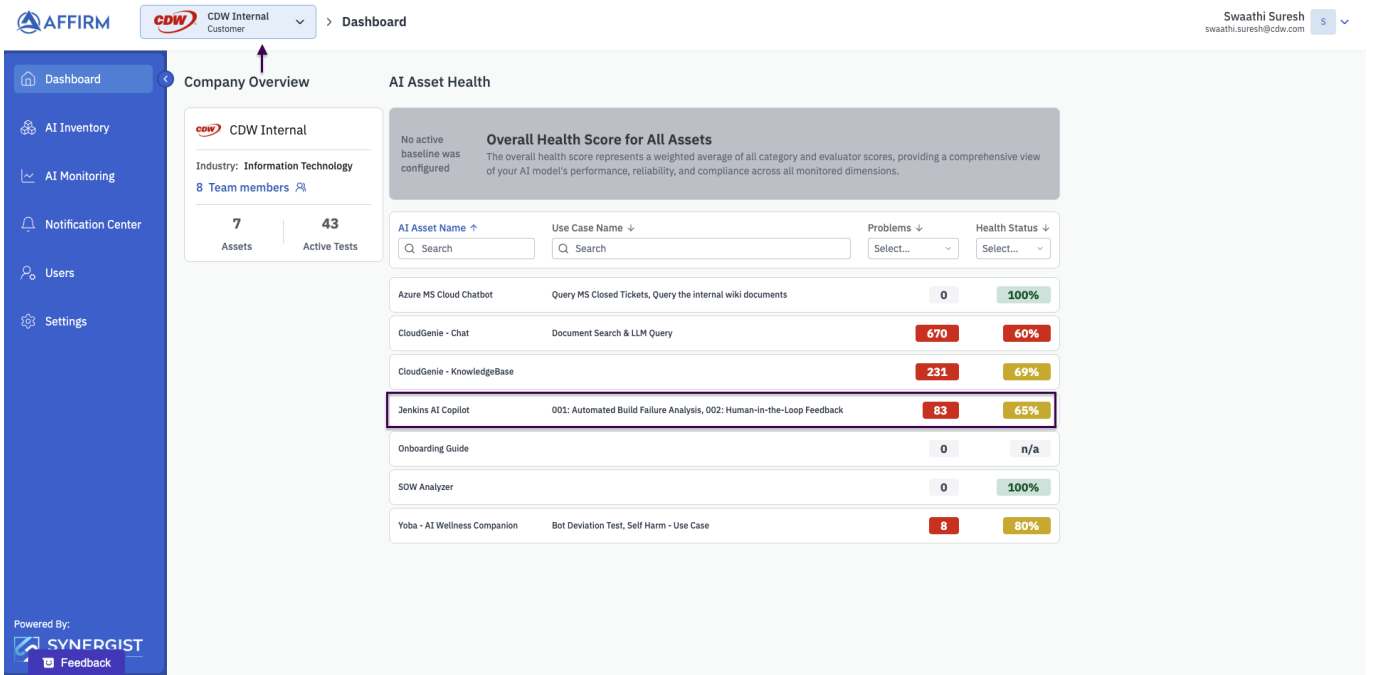
Offboarding Jenkins Application from Affirm

1. Log in to the Affirm portal.

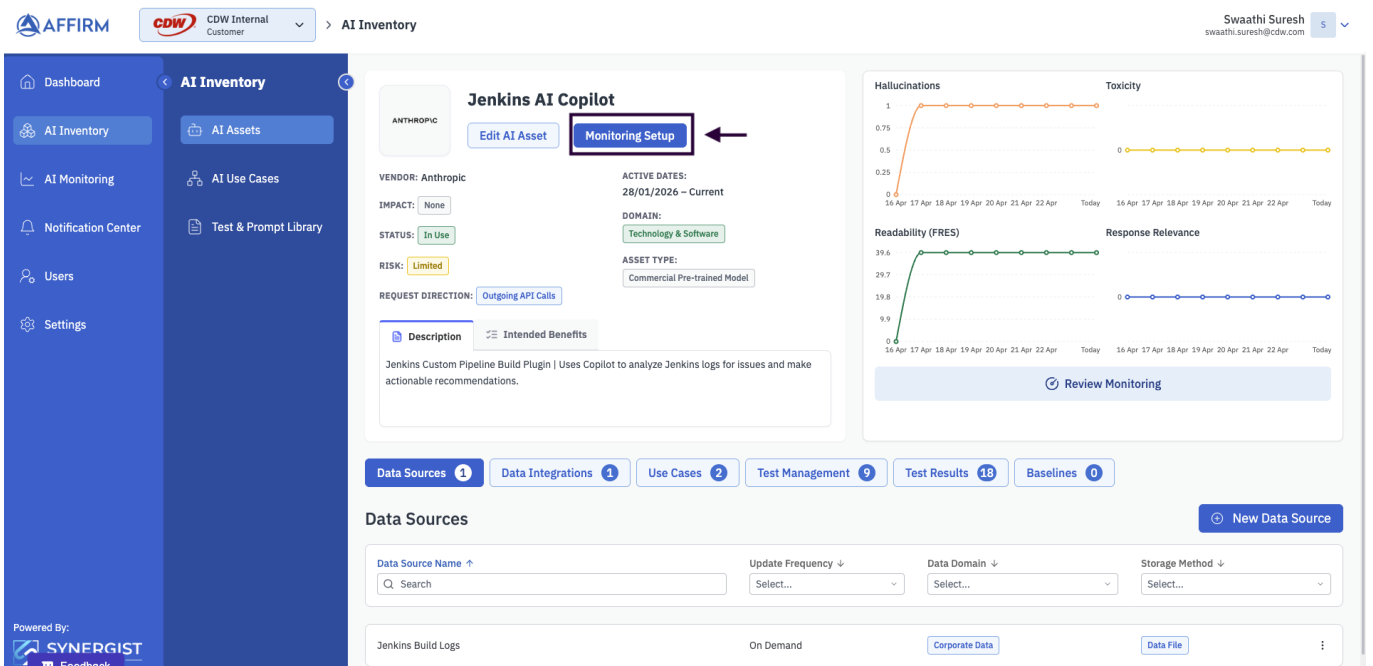
<https://www.cdw.becompliant.ai/?org-slug=cdw-partner>

2. Switch to the **CDW Internal Customer**.

- Navigate to the dashboard and select **“Jenkins AI Copilot.”**



3. Click on **Monitoring Setup**.



4. Under **Configure Monitoring**, select **Disabled** and click **Confirm**.

Configure Monitoring → [Confirm](#)

Monitoring Status

Enabled Disabled

Connection Type

HTTP Chat Completions

Connection [See guide](#) ⓘ

Method POST **URL** https://wyseax71i9.execute-api.us-east-1.amazonaws.com/Dev/jenkinsAIC

Payload

```
1 {
2   "anthropic_version": "bedrock-2023-05-31",
3   "max_tokens": 4096,
4   "temperature": 0.2,
5   "messages": [
6     {
7       "role": "user",
8       "content": "%USER%"
9     }
10  ]
11 }
```

Response Path

body

Headers

KEY	VALUE
x-api-key	%API_KEY%

5. Navigate back and select **Edit AI Asset**.

The screenshot displays the Affirm AI Inventory interface. The top navigation bar includes the Affirm logo, a user profile for Swaathi Suresh, and the breadcrumb 'AI Inventory'. The left sidebar contains navigation options: Dashboard, AI Inventory (selected), AI Assets, AI Monitoring, AI Use Cases, Notification Center, Test & Prompt Library, Users, and Settings. The main content area is titled 'Jenkins AI Copilot' and features an 'Edit AI Asset' button highlighted with a red box. Below this, the asset details are shown: Vendor: Anthropic, Active Dates: 28/01/2026 - Current, Impact: None, Domain: Technology & Software, Status: In Use, Risk: Limited, and Asset Type: Commercial Pre-trained Model. A description states: 'Jenkins Custom Pipeline Build Plugin | Uses Copilot to analyze Jenkins logs for issues and make actionable recommendations.' To the right, there are four line charts: Hallucinations (peaking at 1.0), Toxicity (peaking at 0.5), Readability (FRES) (peaking at 39.6), and Response Relevance (peaking at 0.5). A 'Review Monitoring' button is located below these charts. At the bottom, a 'Data Sources' section includes a search bar and a table with columns for Data Source Name, Update Frequency, Data Domain, and Storage Method. The table lists 'Jenkins Build Logs' with an update frequency of 'On Demand', a data domain of 'Corporate Data', and a storage method of 'Data File'.

6. Update the status to **Retired** and click **Save**.

Edit Asset Card  **Save**

AI Asset Name *

Jenkins AI Copilot

Foundational Model

Asset Name *

Claude Sonnet 3.7

Asset Vendor *

Anthropic


Asset Platform *

Anthropic

Request Direction *

Outgoing API Calls

Asset Logo

 ANTHROPIC

To set asset logo
drag & drop image here or

[Upload from computer](#)

Status *

Future Testing In Use **Retired**

Description *

Jenkins Custom Pipeline Build Plugin | Uses Copilot to analyze Jenkins logs for issues and make actionable recommendations.

123/1000

Intended Benefits

Note:

- The application will no longer run.
- It will not be included in billing.
- Data will be retained for historical reference or future re-enablement.